



**PEDRO**

RIVESTIMENTI CON STILE



# Rivestimenti... con stile

Nata da una semplice idea, poi diventata passione nel tempo, la Pedro è da anni impegnata in una continua ricerca del bello, dello stile e della ecosostenibilità che inevitabilmente hanno portato il prodotto italiano ad essere apprezzato in tutto il mondo.

Grazie ad una gamma completa di rivestimenti, offre la possibilità di scegliere il modello e la finitura più rispondente a gusti ed esigenze estremamente diversificate. Propone quindi una nuova frontiera per il settore: l'affidabilità e la tecnologia dei rivestimenti industriali associati alla cura e alla personalizzazione di un pannello artigianale.

Il nostro punto di forza è il contatto diretto con il cliente, ascoltiamo le vostre esigenze e cerchiamo insieme la soluzione migliore per soddisfarvi appieno.

**La dedizione è la nostra forza**

**Una rivoluzione bio che migliora la  
qualità dell'ambiente, anche quello  
della tua casa**



# L'essenza e l'eleganza del legno

## Rivestimenti e accessori per porte blindate

Tutti i pannelli di nostra produzione vengono sempre sottoposti ad un trattamento completo di verniciatura con \*prodotti bio all'acqua specifici per esterni indipendentemente dalla collocazione del prodotto.

Le peculiari caratteristiche del materiale, l'assemblaggio a strati incrociati e il tipo di collante impiegato, conferiscono a questi pannelli un'ottima stabilità dimensionale e un'elevata resistenza nel tempo.



### Compatibilità esterni

I modelli riportanti l'icona a sinistra sono compatibili con l'installazione in esterno.

\*La vernice all'acqua ARBOREA BIO, realizzata utilizzando bio-resine (derivanti da materie prime vegetali di scarto), che riduce drasticamente le emissioni di CO<sub>2</sub> e VOC, garantendo nel tempo prestazioni superiori rispetto alle vernici di derivazione petrolifera.



# Indice

8

**Linea Strange**

---

28

**Linea Inserti**

---

44

**Linea Anticati s-Cornice**

---

46

**Linea Anticati c-Cornice**

---

52

**Linea Classica**

---

72

**Linea Dogati**

---

82

**Lisci per interno**

---

90

**Lisci per interno serie LAM**

---

94

**Lisci per esterno**

---

100

**LINEA FASCE (intelaiato) x Amb. Interno**

---

104

**LINEA CORNICI x Amb. Interno**

---

108

**DOGHE APPLICATE x Amb. Interno**

---

110

**KIT IMBOTTE**

---

111

**Accessori**

---

112

**Cornici**

---

120

**Colori**

---


# Linea \_ Strange

8


mod. **LONDRA ART**  
Laccato MDF Versione T131 - RAL 7016



# Linea \_ Strange



mod. **LONDRA ART**  
Rovere Cross Art Design Bicolore




mod. **PRAGA ART SX**  
Rovere Cross Art Design Bicolore



# Linea \_ Strange




mod. **PRAGA ART SX**  
RAL 9010



mod. **STRO1 SX**  
Yellow Pine Poro 3D - Tinto Ciliegio



# Linea \_ Strange




mod. **SEA**  
MDF IDRO - RAL 9010




Modello **FIORE**  
MDF IDRO - Laccato RAL 9006

# Linea \_ Strange




mod. **BOLLE ART DX**  
MDF IDRO - RAL 9010




mod. **BOLLE ART SX**  
Impiallacciato Frassino - Grigio TW710

15



mod. **BOLLE ART SX**  
Rovere Cross Art Design




mod. **COSMO SX**  
Rovere Cross Art Design




Mod. **MIRROR Sx**  
Noce Canaletto Cross Art Design Bicolore


# Linea \_ Strange



mod. **MIRROR Sx**  
MDF IDRO - RAL 9010




mod. **MIRROR Sx**  
Impiallacciato Frassino - Grigio TW710



Modello **ONDA TONDA 2**  
Frassino Orizzontale  
tinto Noce scuro

# Linea \_ Strange




mod. **ONDA TONDA 3 sx**  
Yellow Pine Poro 3D  
Tinto Noce Medio



20

Modello **PLIS1**  
Frassino Orizzontale - Tinto Rovere


# Linea \_ Strange




mod. **PLIS 2**  
Okoumè - Tinto Mogano

# Linea \_ Strange

22



mod. **MONTANA sx**  
Frassino tinto Rovere

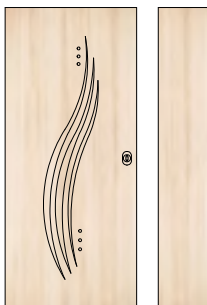


mod. **MONTANA sx**  
Larice Orizz. Poro 3D - Tinto Rovere

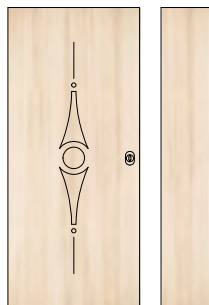


mod. **MONTANA ART sx**  
Rovere Cross Art Design - Poro TW710

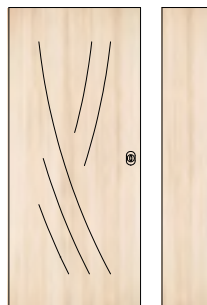
## Linea\_Strange 1




mod. ALA Sx




mod. FRECCIA



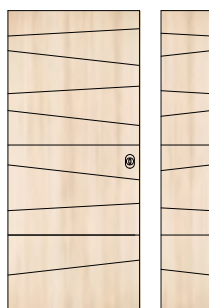
mod. GRAFFIO Sx



mod. MIRROR Sx



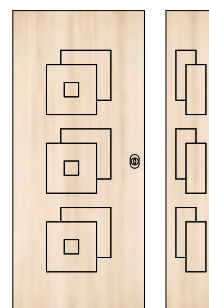
mod. MIR001 Sx



mod. MONTANA T131 Sx



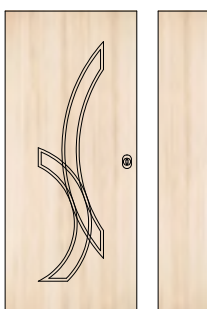
mod. MONTANA ART Sx



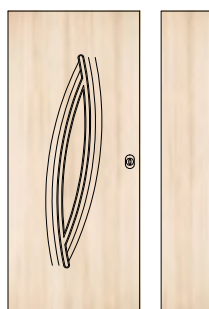
mod. QUADRO Sx

23

## Linea\_Strange 2



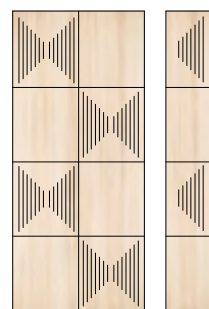
mod. SCIABOLA Sx



mod. TORNADO Sx



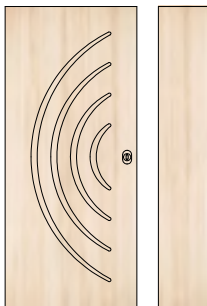
mod. STR02 Sx



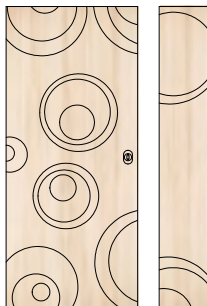
mod. STR03 Sx

MINIMO 350

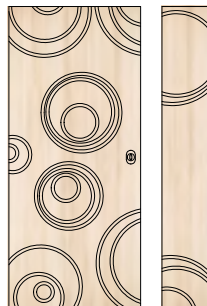
## Linea \_ Strange 3



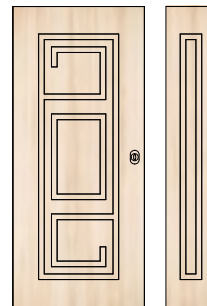
mod. BANDA Sx



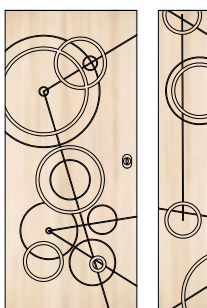
mod. BOLLE T131 Sx



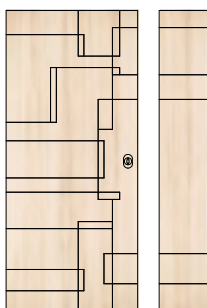
mod. BOLLE ART Sx



mod. CETUS




mod. COSMO Sx



mod. EOS Sx



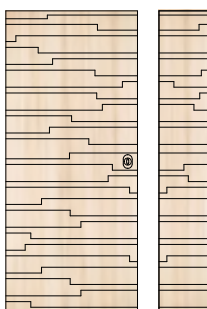
mod. ETHNOS  
larghezza minima 810



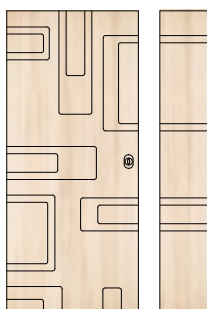
mod. INDUS

24

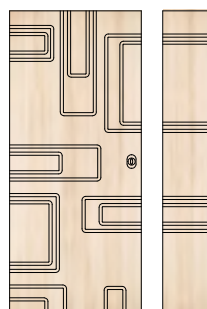
## Linea \_ Strange 4



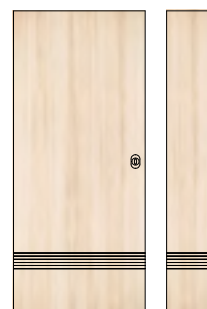
mod. LINK Sx



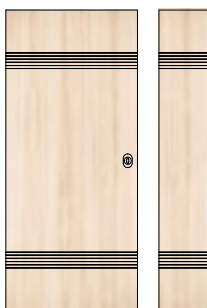
mod. LONDRA T131 Sx



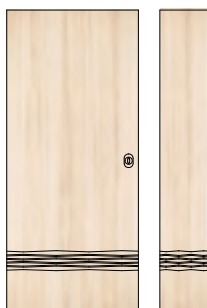
mod. LONDRA ART Sx



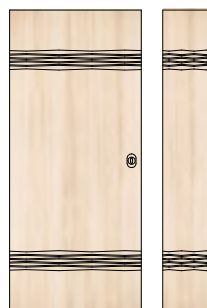
mod. ONDA ORIZZONTALE 1



mod. ONDA ORIZZONTALE 2



mod. ONDA TONDA 1

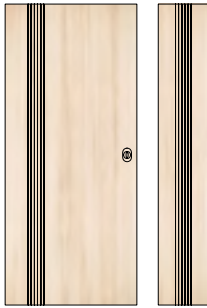


mod. ONDA TONDA 2

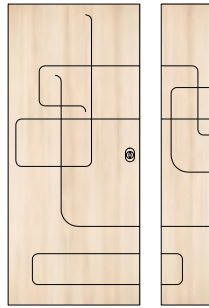


mod. ONDA TONDA 3 Sx

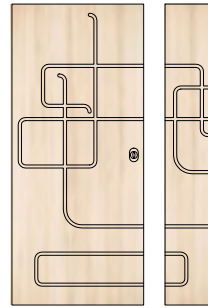
## Linea \_ Strange 5




mod. VERTICALE Sx



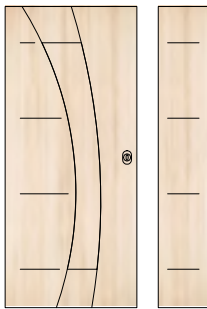
mod. PRAGA T131 Sx



mod. PRAGA ART Sx



mod. ROSA Sx  
larghezza minima 810




mod. STR 01 Sx




mod. STR 04 Sx

25


## Linea \_ Strange 6



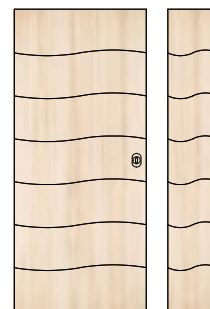
mod. DECORO  
larghezza minima 810



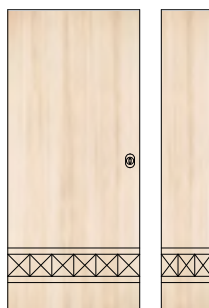
mod. FIORE




mod. GRECA  
larghezza minima 810



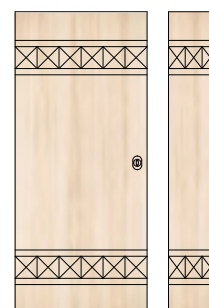
mod. SEA



mod. TRIDIMENSIONALE 1

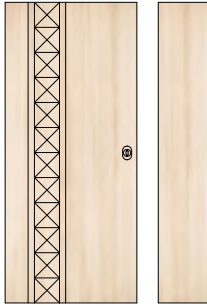


mod. TRIDIMENSIONALE 2

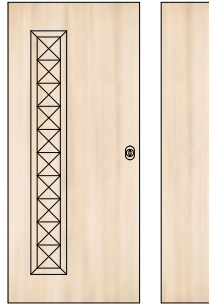


mod. TRIDIMENSIONALE 3

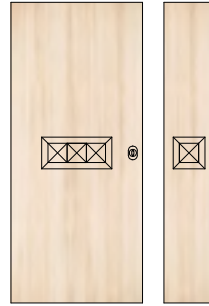
## Linea \_ Strange 7



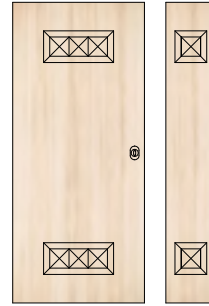
mod. TRIDIMENSIONALE 4 Sx



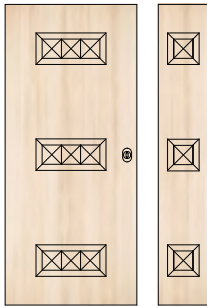
mod. TRIDIMENSIONALE 5 Sx



mod. TRIDIMENSIONALE 6  
larghezza minima 350



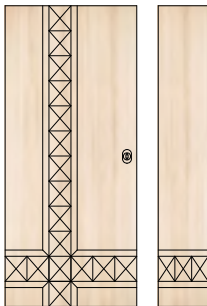
mod. TRIDIMENSIONALE 7  
larghezza minima 350



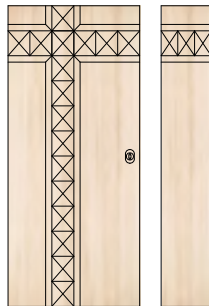
mod. TRIDIMENSIONALE 8  
larghezza minima 350

26

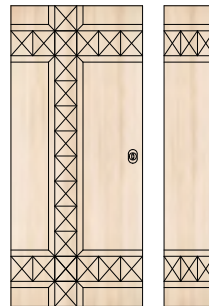
## Linea \_ Strange 8



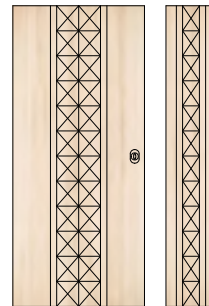
mod. TRIDIMENSIONALE 9 Sx



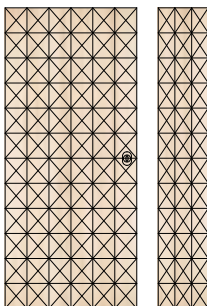
mod. TRIDIMENSIONALE 10 Sx



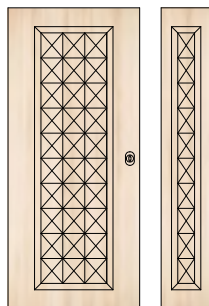
mod. TRIDIMENSIONALE 11 Sx



mod. TRIDIMENSIONALE 12

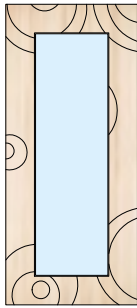


mod. TRIDIMENSIONALE 13

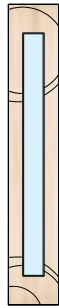


mod. TRIDIMENSIONALE 14  
larghezza minima 350

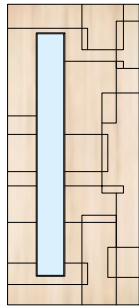
# Linea \_ Strange Svetrati 8



mod. BOLLE 1V Sx



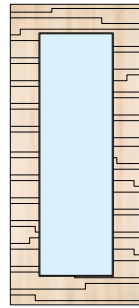
1VA Dx



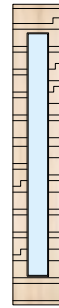
mod. EOS 1V Sx



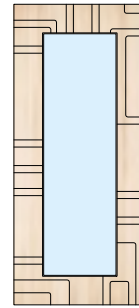
1VA Dx



mod. LINK 1V Sx



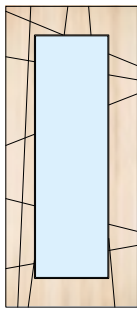
1VA Dx



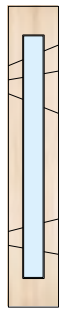
mod. LONDRA  
1V Sx



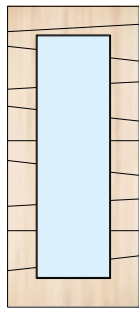
1VA Dx



mod. MIRROR  
1V Sx



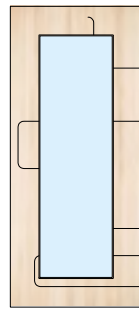
1VA Dx



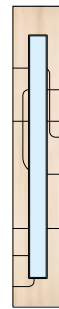
mod. MONTANA  
1V Sx



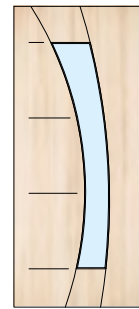
1VA Dx



mod. PRAGA  
1V Sx



1VA Dx



mod. STR 01  
1V Sx



1VA Dx



28

Mod. AVA 001 Dx C/Maniglione  
Okoumè Poro - RAL 1019

# Linea \_ Inserti



# Linea \_ Inserti



# Linea \_ Inserti



mod. **AVA002 Sx**  
Okoumè tinto Noce scuro



mod. **AVA002 sx C/Maniglione**  
Okoumè tinto Noce scuro




mod. **AVA001 sx**  
Okoumè Poro - RAL 1019



mod. **OINOX**  
Okoumè Poro - RAL 9010

# Linea \_ Inerti

32



mod. **CORVUS**



mod. **CRUX**



mod. **HIDRA**


# Linea \_ Inserti



mod. **MUSCA**  
MDF IDRO - Ral 3003



mod. **LIBRA**  
MDF IDRO - Ral 3003




mod. **PEGASUS**  
MDF IDRO - Ral 3003

# Linea \_ Inserti

34



mod. **CASSIOPEA**  
impiallacciato ciliegio




mod. **URSA**  
Okoumè - tinto noce medio




mod. **LIGHT 5**  
Okoumè - tinto noce chiaro


# Linea \_ Inserti



mod. **CARINA**  
Okoumè - Tinto Wenge



mod. **TEKNOLOGY**  
Okoumè - tinto Noce scuro



mod. **ALDEBARAN**  
Okoumè - Tinto Wenge

# Linea \_ Inserti

36



mod. **MARINA**  
RAL 3003

# Linea \_ Inserti



mod. **ALCOR**  
Okoumè RAL 3005



mod. **CIGNO**  
Okoumè RAL 9010

# Linea \_ Inserti


38



mod. **LEGO sx**  
MDF Idro Laccato Ral 9010




mod. **SIRIO sx**  
MDF Idro Laccato Ral 6005



mod. **SIRIO sx**  
Okoumè tinto noce scuro


# Linea \_ Inserti



mod. **VENOX dx**  
Frassino orizzontale tinto Noce medio



mod. **IKON dx**  
Frassino orizzontale tinto Wengè



mod. **HORIZONTAL**  
Okoumè - Laccato Poro RAL 9010

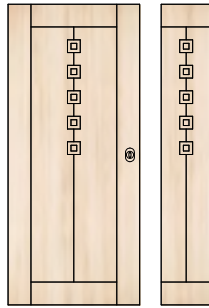


mod. **OINOX**  
Frassino orizzontale tinto Noce medio

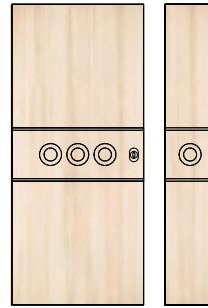
## Linea \_ Inserti 1



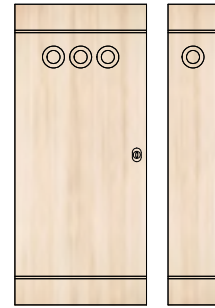
mod. CARINA



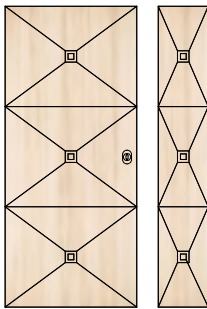
mod. CASSIOPEA



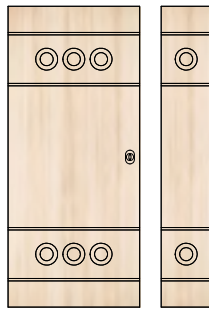
mod. CORVUS



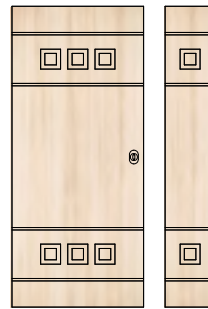
mod. CRUX



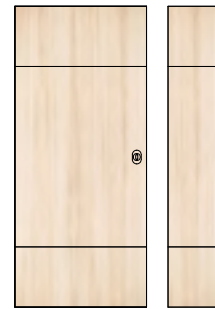
mod. DIAMANTE



mod. HIDRA



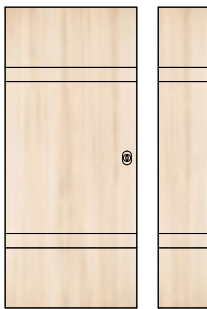
mod. LIBRA



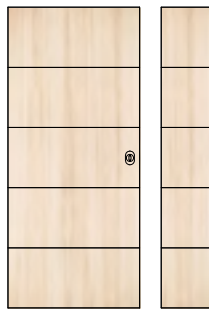
mod. LIGHT 1

40

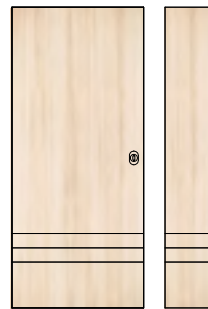
## Linea \_ Inserti 2



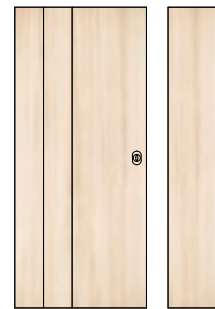
mod. LIGHT 2



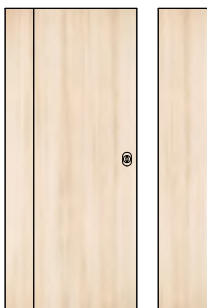
mod. LIGHT 3



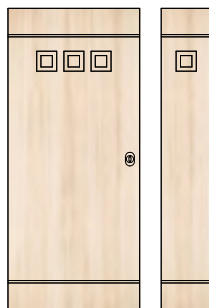
mod. LIGHT 4



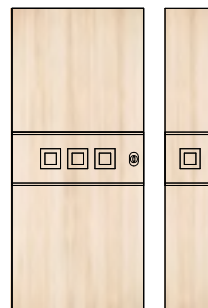
mod. LIGHT 5 Sx



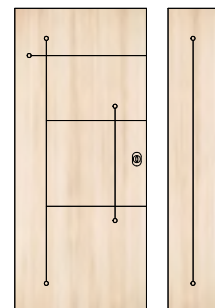
mod. LIGHT 6 Sx



mod. MUSCA

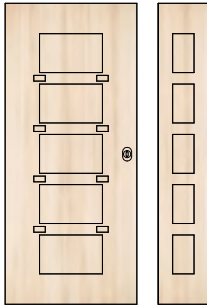


mod. PEGASUS

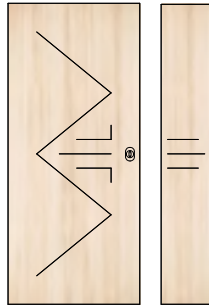


mod. URSA Sx

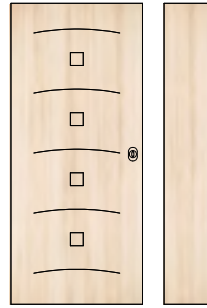
## Linea \_ Inserti 3



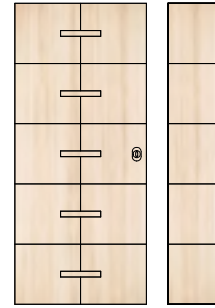
mod. ALCOR



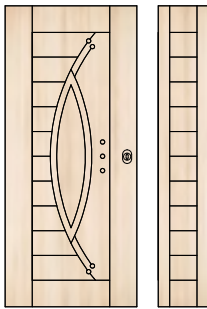
mod. ALDEBARAN Sx



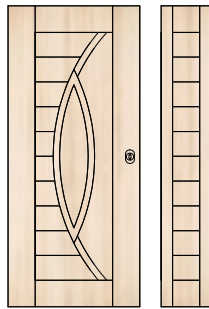
mod. CIGNO



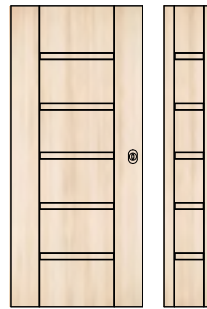
mod. MARINA




mod. SIRIO Sx



mod. SIRIO 1 Sx

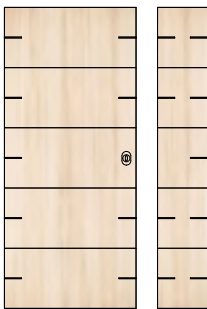


mod. TEKNOLOGY

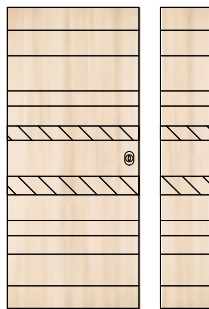


mod. LESENA

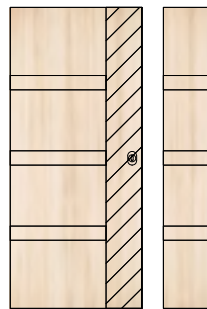
## Linea \_ Inserti 4



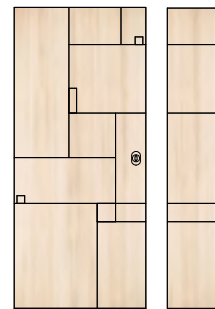
mod. HERMES Sx



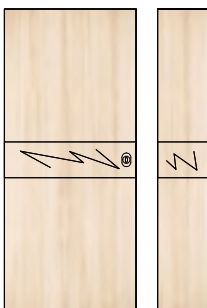
mod. HORIZONTAL



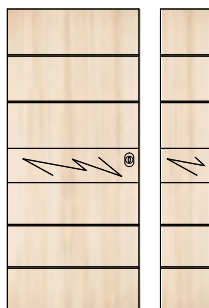
mod. IKON Sx



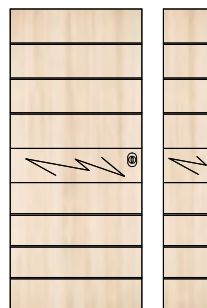
mod. LEGO Sx



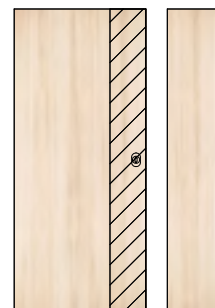
mod. OINOX



mod. OINOX4

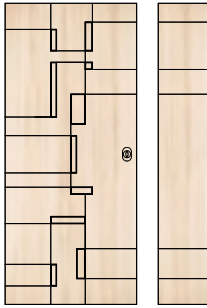


mod. OINOX6

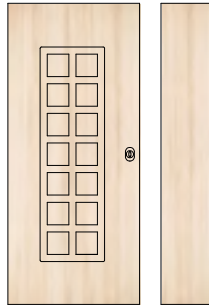


mod. NENOX Sx

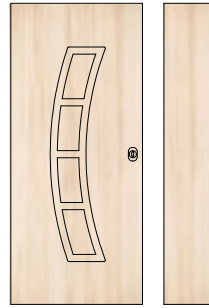
# Linea \_ Inserti 5



mod. SOAP Sx



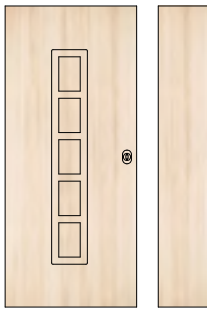
mod. INS1



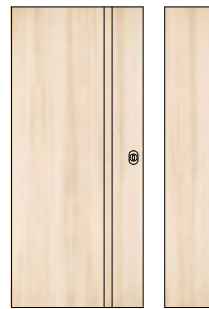
mod. INS2 Sx



mod. INS3 Sx



mod. INS4



mod. AVANGUARDIA Sx

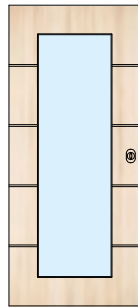
## Linea \_ Inserti \_ Svetrati



mod. CARINA  
1V Sx



1VA



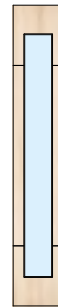
mod. CARINA 2V



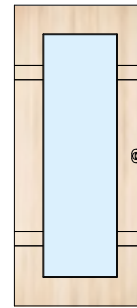
1VA



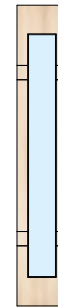
mod. LIGHT 1 1V



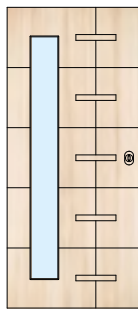
1VA



mod. LIGHT 2 1V



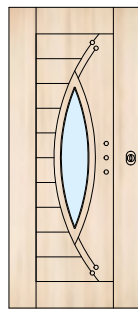
1VA



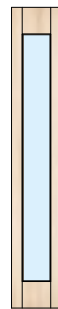
mod. MARINA  
1V Sx  
larghezza minima  
810



1VA



mod. SIRIO 1V Sx



1VA

# Linea \_ Anticati \_ senza cornici



Mod. **ALFA**  
s/cornici  
Laccato Ral 3005



mod. **BETA** s/cornice  
Frassino orizzontale tinto Noce medio



mod. **DELTA** s/cornice  
Frassino Poro TW710



mod. **GAMMA** s/cornice  
Frassino Poro TW710



mod. **OMEGA** s/cornice  
Frassino Poro TW710

Linea \_ Anticati \_ con cornici

46



mod. **GAMMA**  
c/cornice  
Frassino - Poro Ral 9010



mod. **ALFA** c/cornice  
Frassino Tinto Noce medio



mod. **BETA** c/cornice  
Frassino Tinto Mogano scuro



mod. **DELTA** c/cornice  
Frassino Tinto Noce scuro




mod. **OMEGA** c/cornice  
Frassino Tinto Ciliegio



48

mod. **TETHA**  
c/cornice  
Frassino - tinto Noce scuro

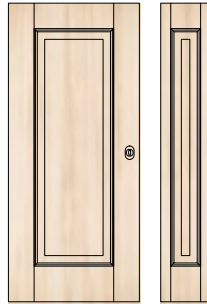
# Linea \_ Anticati \_ con cornici




## Linea Anticati \_ con cornici




mod. ALFA c/cornici



mod. BETA c/cornici



mod. DELTA c/cornici



mod. EPSILON c/cornici



mod. GAMMA c/cornici




mod. OMEGA c/cornici

50


## Linea Anticati \_ senza cornici



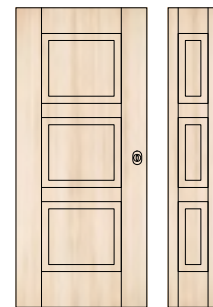
mod. ALFA s/cornici




mod. BETA s/cornici




mod. DELTA s/cornici



mod. EPSILON s/cornici

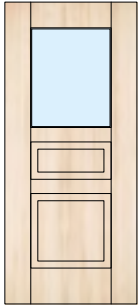


mod. GAMMA s/cornici




mod. OMEGA s/cornici

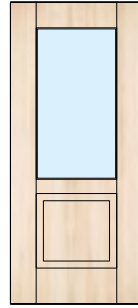
# Linea \_ Anticati \_ Svetrati



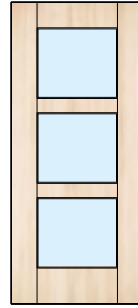
mod. ALFA  
s/cornici 1V



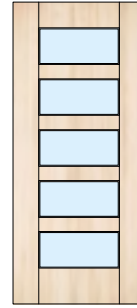
mod. BETA  
s/cornici 1V



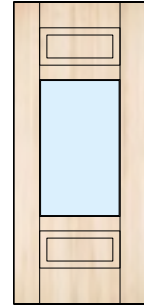
mod. DELTA  
s/cornici 1V



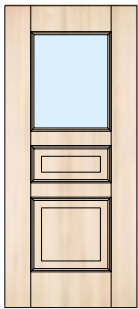
mod. EPSILON  
s/cornici 1V




mod. GAMMA  
s/cornici 1V



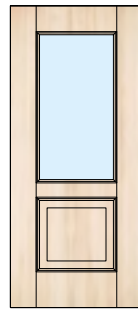
mod. OMEGA  
s/cornici 1V



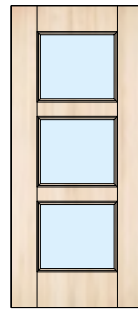
mod. ALFA  
c/cornici 1V




mod. BETA  
c/cornici 1V



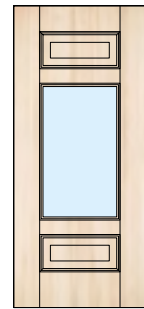
mod. DELTA  
c/cornici 1V



mod. EPSILON  
c/cornici 1V



mod. GAMMA  
c/cornici 1V



mod. OMEGA  
c/cornici 1V

# Linea \_ Classica

52



mod. **3 BUGNE** vers. QUADRA  
Frassino Orizzontale Poro 3D  
RAL 9010 Bianco



mod. **NORMA** versione 2 QUADRA  
MDF IDRO RAL 9010 Bianco




mod. **PERLA** versione Spigolo vivo  
impiallacciato Poro Frassino  
Grigio TW710



mod. **URANO** con cornice  
Impiallacciato  
Frassino N scuro


# Linea \_ Classica




mod. **1 Bugna** vers. Quadra  
Rovere Orizzontale Poro 3D  
Tinto Noce



# Linea \_ Classica




mod. **Orion**  
Okoumè tinto Noce medio




mod. **Perla**  
Okoumè tinto Noce medio

57



mod. **3 Bugne**  
Okoumè RAL 9010




mod. **Apollo**  
Okoumè tinto Noce scuro



mod. **SOLOO1**  
Okoume tinto Noce medio

# Linea \_ Classica



mod. **Atene**  
Okoumè tinto Noce medio




mod. **Giove**  
Okoumè tinto Noce medio

59



mod. **Classic**  
MDF IDRO RAL 6005




mod. **Corona**  
Okoumè tinto Wengè

# Linea \_ Classica

60



mod. **Giunone**  
Okoumè tinto Mogano




mod. **Marte**  
Okoumè tinto Noce medio



mod. **Opax** spigolo vivo  
Okoumè tinto Noce medio


# Linea \_ Classica



mod. **Sole**  
Okoumè tinto Noce scuro




mod. **Plutone**  
Okoumè tinto Noce medio




mod. **Pola**  
Okoumè tinto Noce scuro

# Linea \_ Classica

62



mod. **Venere**  
Okoumè tinto Noce scuro



mod. **Vela**  
Okoumè tinto Mogano



mod. **Spiga**  
Okoumè tinto Ciliegio

# Linea \_ Classica



mod. **Perseo**  
Okoumè tinto Wengè

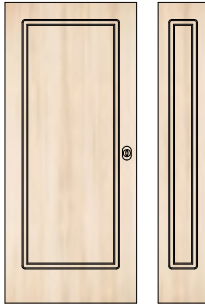


mod. **Vintage** spigolo vivo  
Okoumè tinto Mogano scuro



mod. **Virgo** spigolo vivo  
Okoumè tinto Noce chiaro

## Linea \_ Classica\_1




mod. 1 BUGNA



mod. 3 BUGNE



mod. 4 BUGNE




mod. ANDROMEDA  
larghezza minima 810



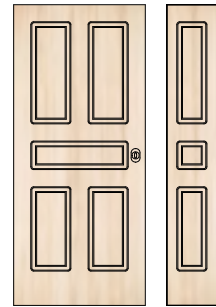
mod. APOLLO



mod. ARA




mod. ATENE



mod. CENTAURO

64

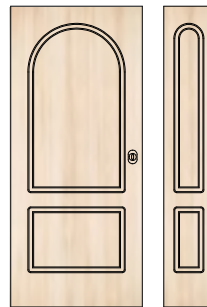
## Linea \_ Classica\_2



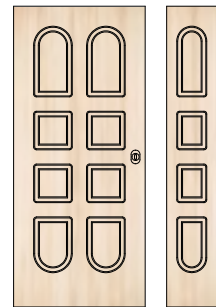
mod. CHENT  
larghezza minima 810



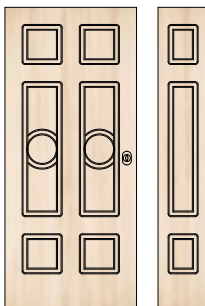
mod. CLASSIC



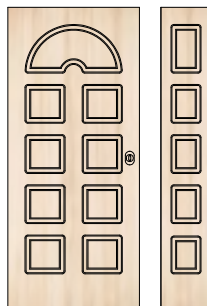
mod. CORONA




mod. CUPOLA




mod. ECLISSI



mod. GALASSIA




mod. GIOVE

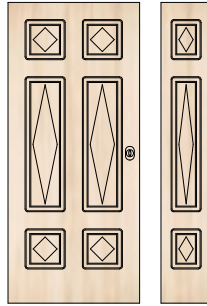


mod. GIUNONE

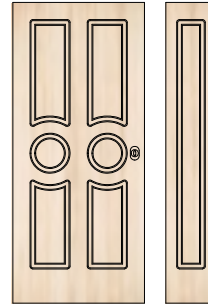
## Linea \_ Classica\_3




mod. INCASTRO Sx



mod. LUCE



mod. LYRA JOLLY



mod. MARTE  
larghezza minima 810




mod. MELISSA JOLLY



mod. MENKAR

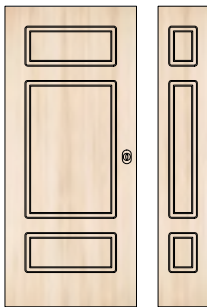


mod. MERCURIO JOLLY




mod. NETTUNO


## Linea \_ Classica\_4



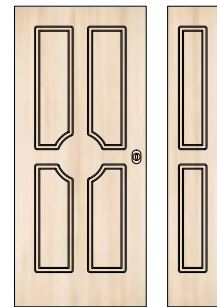
mod. PER001



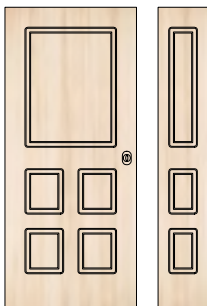
mod. STE001



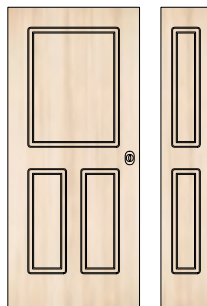
mod. TER001



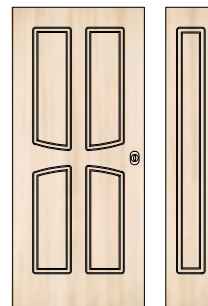
mod. TER002



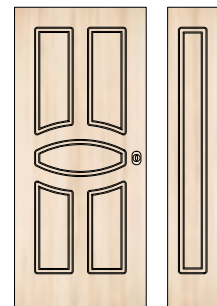
mod. SAG001



mod. SAG002



mod. TER003

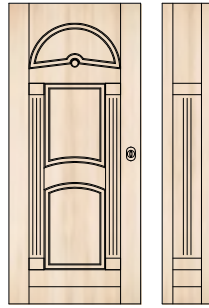


mod. SAT003

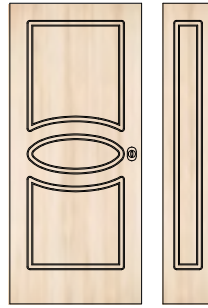
## Linea \_ Classica \_ 5




mod. NORMA




mod. OPAX  
larghezza minima 810



mod. ORION JOLLY



mod. PERLA




mod. PERSEO JOLLY  
larghezza minima 810



mod. PLUTONE



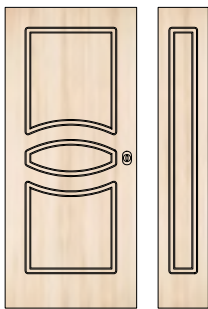
mod. POLARE



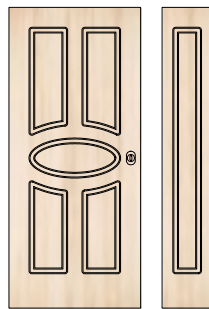
mod. SAGITTA

66

## Linea \_ Classica \_ 6



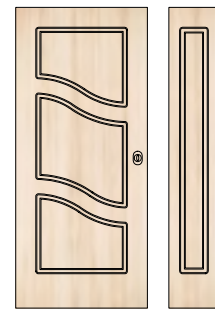
mod. SAT001



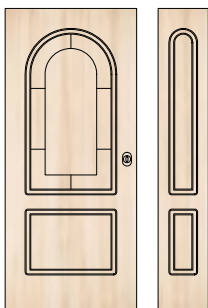
mod. SAT002




mod. VEL001



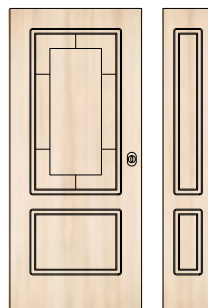
mod. VEL002 Sx



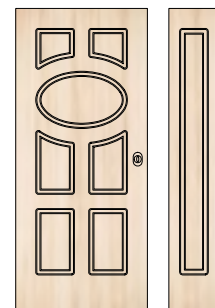
mod. COR001



mod. COR002

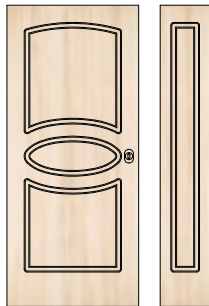


mod. NOR001




mod. GIO001

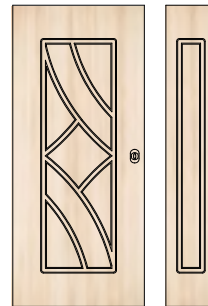
## Linea \_ Classica \_ 7



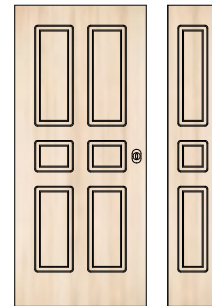
mod. SATURNO JOLLY




mod. SOLE



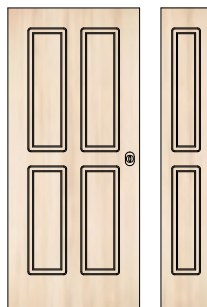
mod. SPICA JOLLY



mod. STELLA

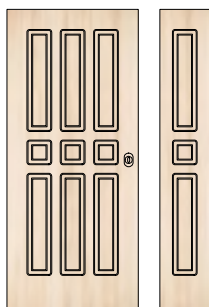


mod. TERRA JOLLY




mod. TER001

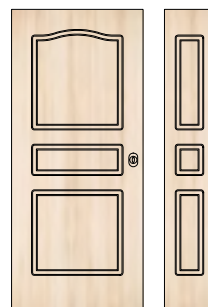
## Linea \_ Classica \_ 8



mod. STE002  
larghezza minima 910  
minimo 350




mod. VIR001

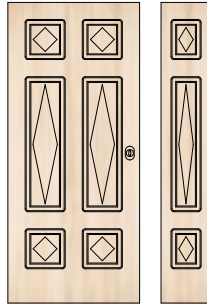


mod. VIR002

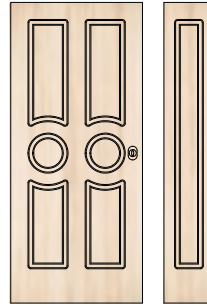
## Linea \_ Classica \_ 9




mod. INCASTRO Sx



mod. LUCE  
larghezza minima 810



mod. LYRA JOLLY



mod. MARTE  
larghezza minima 810




mod. MELISSA SX JOLLY



mod. MENKAR



mod. MERCURIO JOLLY



mod. NETTUNO

68

## Linea \_ Classica \_ Svetrati 1



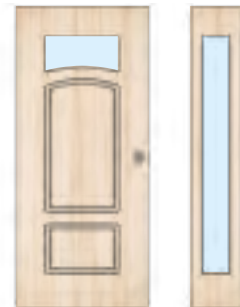
mod. 1 BUGNA 1V 1VA



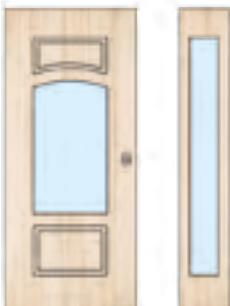
mod. 3 BUGNE 1V 1VA



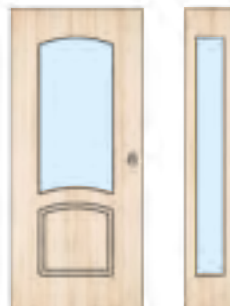
mod. 4 BUGNE 1V 1VA



mod. APOLLO 1V JOLLY 1VA



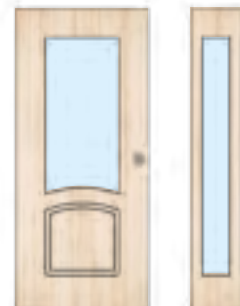
mod. APOLLO 2V JOLLY 1VA



mod. ARA 1V JOLLY 1VA

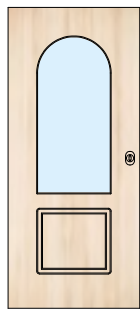


mod. CENTAURO 1VA

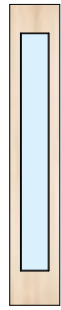


mod. CLASSIC 1V JOLLY 1VA

## Linea \_ Classica \_ Svertrati 2



mod. CORONA 1V  
larghezza minima 810



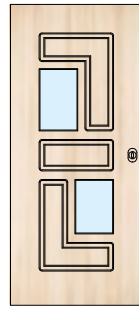
JOLLY  
1VA



mod. GIUNONE  
larghezza minima 810



JOLLY  
1VA



mod. INCASTRO 1V  
larghezza minima 810



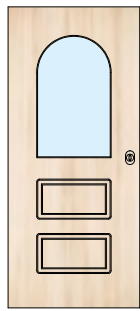
JOLLY  
1VA



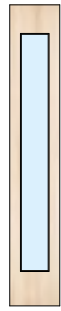
mod. MERCURIO  
1V Sx



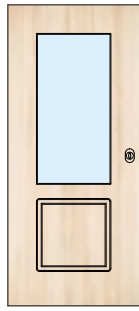
JOLLY  
1VA



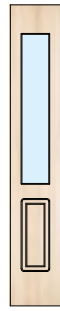
mod. NETTUNO 1V  
larghezza minima 810




JOLLY  
1VA



mod. NORMA 1V



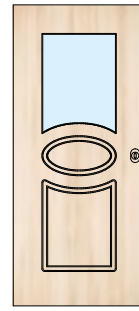
1VA



mod. OPAX 1V  
larghezza minima 810



1VA

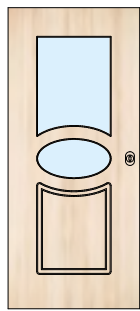


mod. ORION 1V

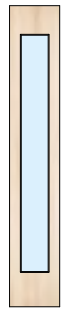


JOLLY  
1VA

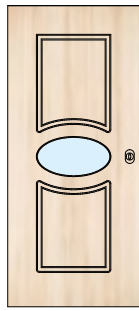
## Linea \_ Classica \_ Svertrati 3



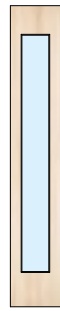
mod. ORION 2V  
larghezza minima 810



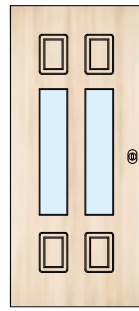
JOLLY  
1VA



mod. ORION 3V  
larghezza minima 810



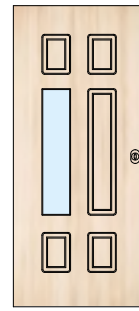
JOLLY 1VA



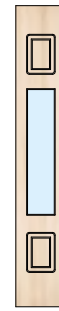
mod. PERLA 1V



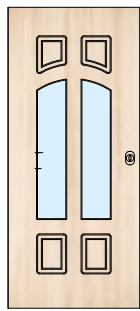
1VA



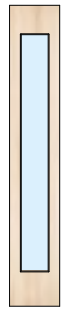
mod. PERLA 2V Sx



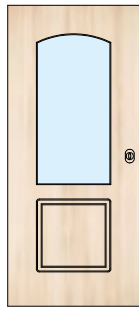
1VA



mod. PLUTONE 1V



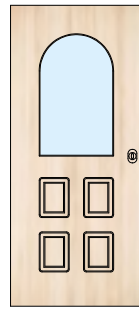
JOLLY  
1VA



mod. POLARE 1V



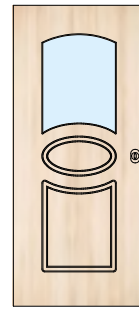
1VA



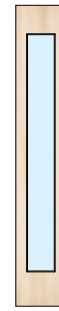
mod. SAGITTA 1V  
larghezza minima 810



1VA



mod. SATURNO 1V



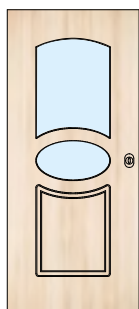
JOLLY  
1VA

70

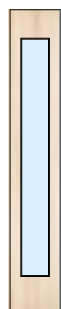
mod. **Sagoo21 V**  
Okoumè  
tinto Noce medio



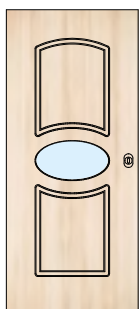
## Linea \_ Classica \_ Svetrati 4



mod. SATURNO 2V  
larghezza minima 810



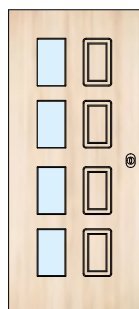
JOLLY  
1VA



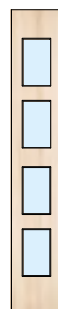
mod. SATURNO 3V  
larghezza minima 810



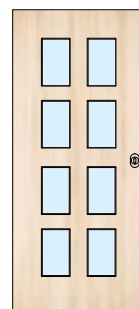
JOLLY  
1VA



mod. SOLE 1V Sx



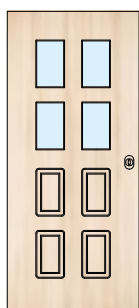
1VA



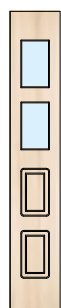
mod. SOLE 2V



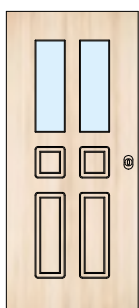
1VA



mod. SOLE 3V




JOLLY  
1VA



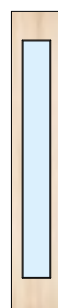
mod. STELLA 1V



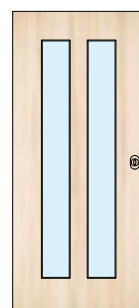
1VA



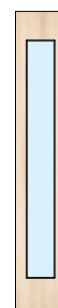
mod. TERRA 1V Sx



JOLLY  
1VA



mod. TERRA 2V



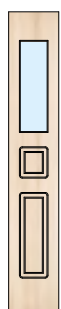
JOLLY  
1VA

71

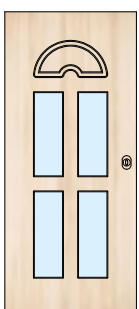
## Linea \_ Classica \_ Svetrati 5



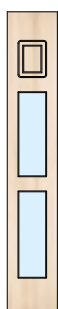
mod. VELA 1V



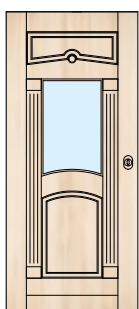
1VA



mod. VENERE 1V



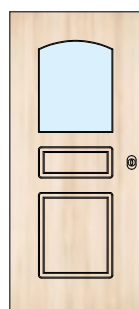
1VA



mod. VERSUS 1V  
larghezza minima 810



1VA




mod. VIRGO 1V




1VA




# Linea \_ Dogati



mod. **TAURUS**  
Okoumé tinto Noce medio



mod. **ORIZZONTE**  
Okoumé Poro RAL 3003



mod. **ORIZZONTE**  
Yellow Pine Poro 3D - tinto Mogano scuro

74




mod. **VEGA**  
Okoumé tinto Noce medio

# Linea \_ Dogati



mod. **Agata**  
Okoumè tinto Noce medio




mod. **Antares**  
Okoumè tinto Mogano

# Linea \_ Dogati

76



mod. **Dorado**  
Okoumè tinto Rovere




mod. **Mercantile**  
Okoumè tinto Noce scuro




mod. **Tripla**  
Okoumè tinto Ciliegio


# Linea \_ Dogati



mod. **Regolo**  
Okoumè tinto Noce scuro

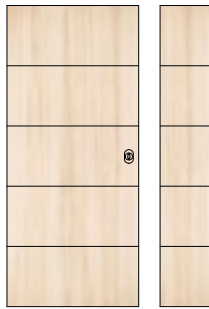


mod. **Rigel**  
Okoumè tinto Ciliegio

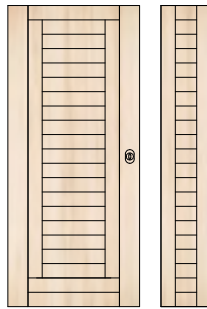


mod. **Dia001**  
Okoumè tinto Mogano scuro

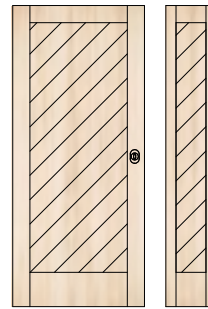
## Linea \_ Dogati \_ 1



mod. 4 RIGHI



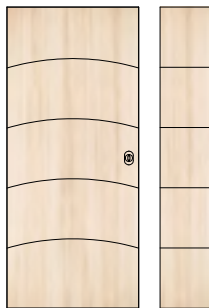
mod. AGATA



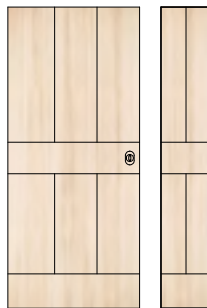
mod. ANTARES




mod. CANYON



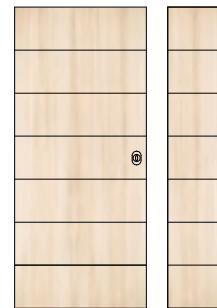
mod. DIANA



mod. DORADO




mod. MERCANTILE



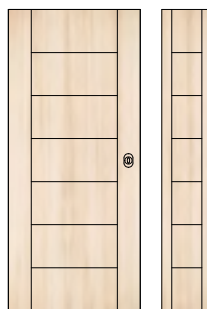
mod. ORIZZONTE

78

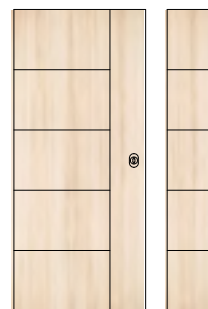
## Linea \_ Dogati \_ 2



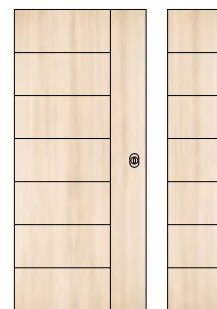
mod. REGOLO



mod. RIGEL

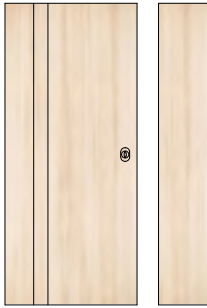


mod. RIG001 Sx

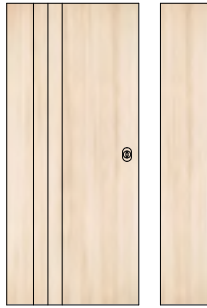


mod. RIG002 Sx

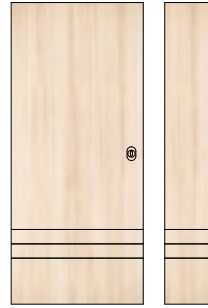
## Linea \_ Dogati \_ 3



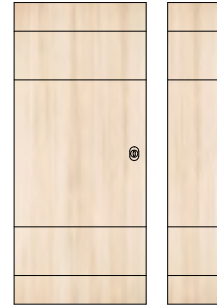
mod. STRAIGHT 1 Sx




mod. STRAIGHT 2 Sx



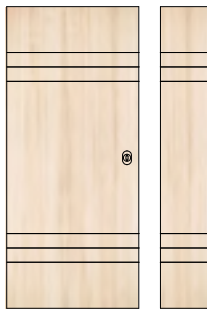
mod. STRAIGHT 3



mod. STRAIGHT 4



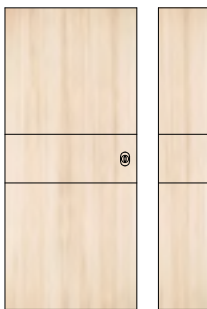
mod. STRAIGHT 5



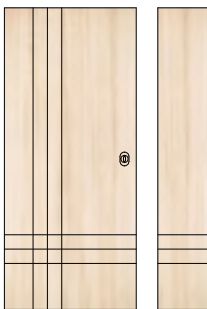
mod. STRAIGHT 6

79

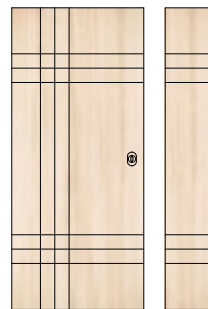
## Linea \_ Dogati \_ 4



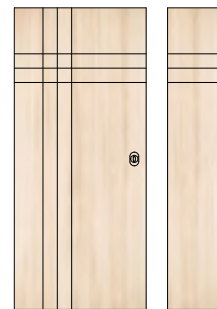
mod. STRAIGHT 7



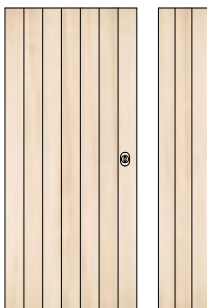
mod. STRAIGHT 8 Sx




mod. STRAIGHT 9 Sx



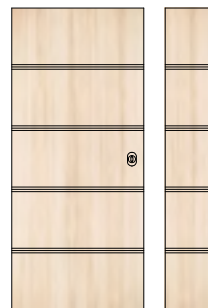
mod. STRAIGHT 10 Sx



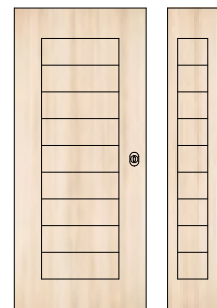
mod. TAURUS



mod. TENDA Sx

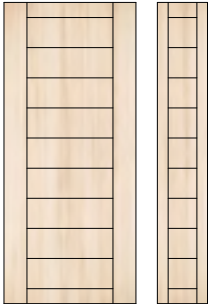


mod. TRIPLA



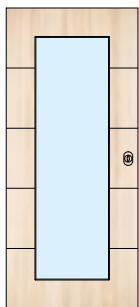
mod. VEGA

Linea \_ Dogati \_ 5

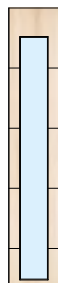


mod. TERE0

# Linea \_ Dogati \_ Svetrati 1



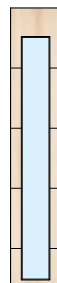
mod. 4 RIGHI 1V



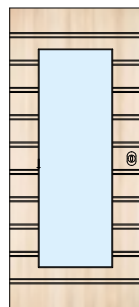
1VA



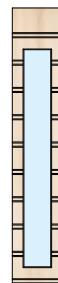
mod. 4 RIGHI 2V Sx



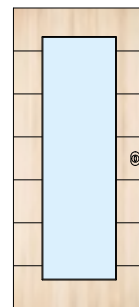
1VA



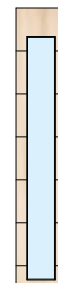
mod. MERCANTILE 1V



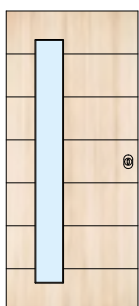
1VA



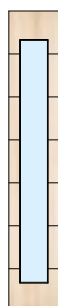
mod. ORIZZONTE 1V



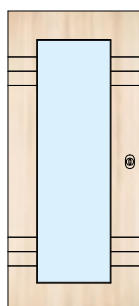
1VA



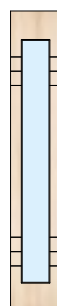
mod. ORIZZONTE 2V Sx



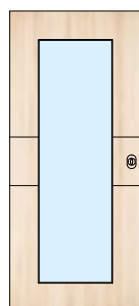
1VA



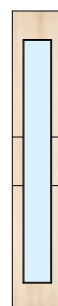
mod. STRAIGHT 6 1V



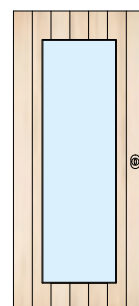
1VA



mod. STRAIGHT 7 1V



1VA



mod. TAURUS 1V




1VA

# Linea \_ Lisci \_ ambiente interno




# Linea \_ Lisci \_ intarsiati

\*non compatibile per esterno




\* mod. **VERTICALE**  
Noce Tanganica



\* mod. **ORIZZONTALE**  
Rovere tinto Wenge

83



\* mod. **LIS002**  
Mogano



\* mod. **LIS003**  
Rovere poro nero

Linea \_ Lisci \_ ambiente interno


84



\* mod. LIS005  
Rovere Poro Ral 9010

# Linea \_ Lisci \_ intarsiati

\*non compatibile per esterno




\* mod. LIS004  
Rovere tinto Rovere




\* mod. LIS004  
Rovere tinto Tortora chiaro

85




\* mod. LIS005  
Rovere tinto Mogano scuro



\* mod. LIS001  
Rovere Tinto Mogano Scuro


# Linea \_ Lisci \_ ambiente interno




\* mod. LIS008  
Rovere tinto Rovere

# Linea \_ Lisci \_ intarsiati

\*non compatibile per esterno



\* mod. **LIS006**  
Rovere Wengè




\* mod. **LIS006**  
Rovere PORO TW710

87




\* mod. **LIS007**  
Rovere Poro Grigio Cielo



\* mod. **LIS007**  
Rovere tinto Rovere


# Linea \_ Lisci Svetrati\_ ambiente interno




\* mod. LIS1  
Laccato RAL 9010

# Linea \_ Lisci \_ svetrati

\*non compatibile per esterno



\* mod. **LS4 Sx**  
Laccato RAL 9010



\* mod. **LS9**  
Laccato RAL 1013

# Linea \_ Lisci LAM\_ ambiente interno



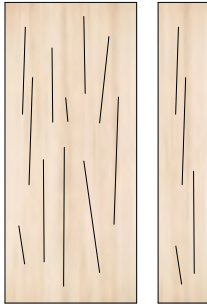
# Linea \_ Lisci LAM

\*non compatibile per esterno

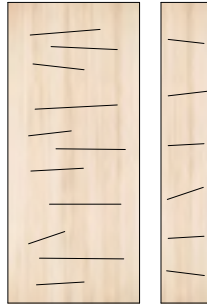


\*  
mod. **LS5 DX**  
Palissandro Bianco

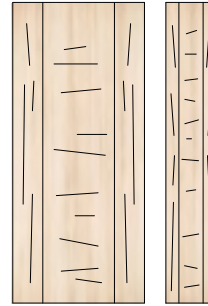
## Linea \_ Lisci e intarsiati 1



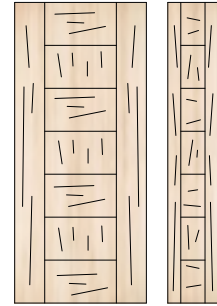
mod. VERTICALI



mod. ORIZZONTE




mod. ZETA




mod. KAPPA




mod. LIS003



mod. LIS004



mod. LIS005



mod. LIS006



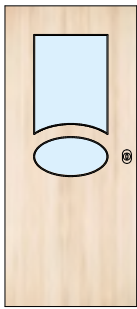
mod. LIS007



mod. LIS008

92

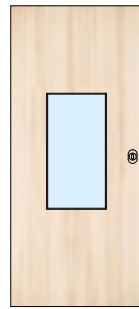
## Linea \_ Lisci \_ Svetrati 1



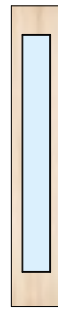
mod. LS17  
larghezza minima 810



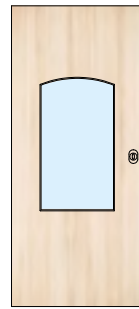
LS1A



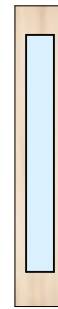
mod. LS18



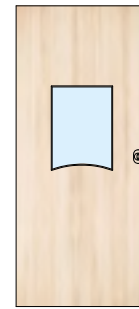
LS1A



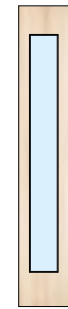
mod. LS19



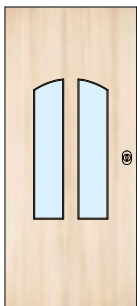
LS1A



mod. LS20



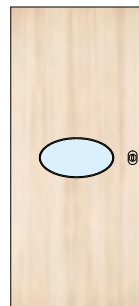
LS1A



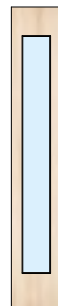
mod. LS21



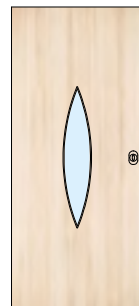
LS1A



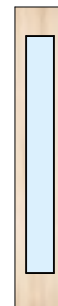
mod. LS22  
larghezza minima 810



LS1A



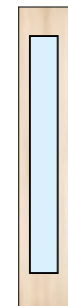
mod. LS23



LS1A



mod. LS24



LS1A

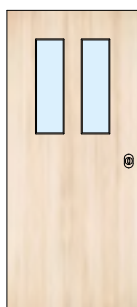
## Linea \_ Lisci \_ Svetrati 2



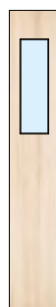
mod. LS25  
larghezza minima 810



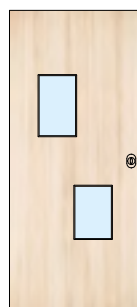
LS25A



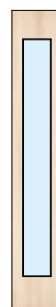
mod. LS26



LS3A



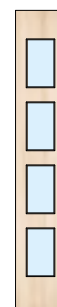
mod. LS27 Sx



LS1A



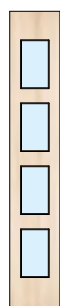
mod. LS28



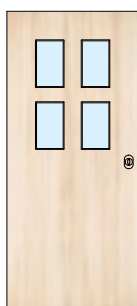
LS7A



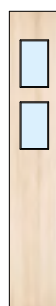
mod. LS29 Sx



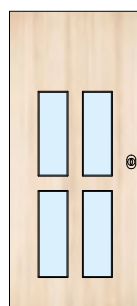
LS7A



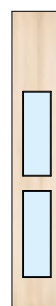
mod. LS30  
larghezza minima 810



LS30A



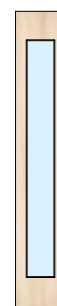
mod. LS31



LS31A



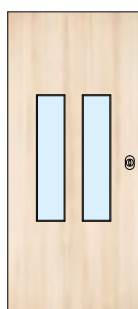
mod. LS32



LS1A

93

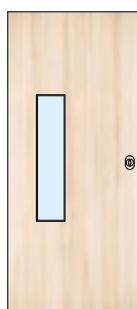
## Linea \_ Lisci \_ Svetrati 3



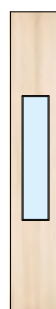
mod. LS33



LS1A



mod. LS34



LS34A

# Linea \_ Lisci \_ ambiente esterno



mod. **ZETA**  
Frassino tinto Noce medio

# Linea \_ Lisci \_ ambiente esterno



mod. **VERTICALE**  
Frassino tinto Noce medio



mod. **ORIZZONTALE**  
Frassino tinto Rovere




mod. **KAPPA**  
Frassino tinto Rovere

# Linea \_ Lisci Svetrati\_ ambiente esterno

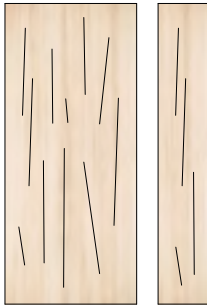


# Linea \_ Lisci \_ svedrati \_ ambiente esterno

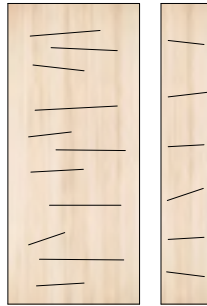


mod. **LS9**  
Laccato RAL 1013

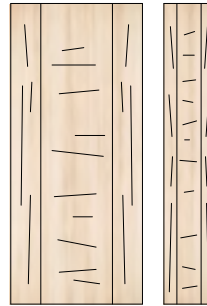
## Linea \_ Lisci e intarsiati 1



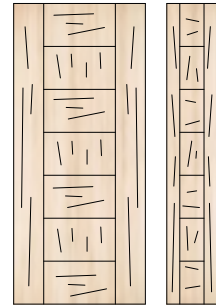
mod. VERTICALI



mod. ORIZZONTE



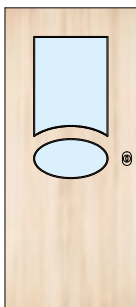
mod. ZETA



mod. KAPPA

98

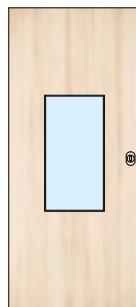
## Linea \_ Lisci \_ Svetrati 1



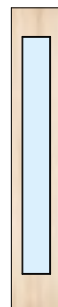
mod. LS17  
larghezza minima 810




LS1A



mod. LS18



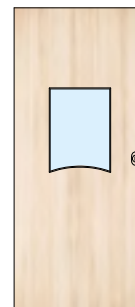
LS1A



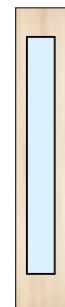
mod. LS19



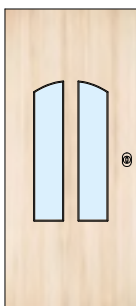
LS1A



mod. LS20



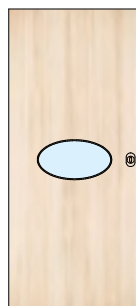
LS1A



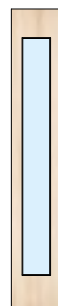
mod. LS21



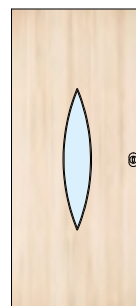
LS1A



mod. LS22  
larghezza minima 810



LS1A



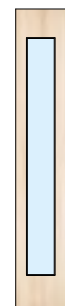
mod. LS23



LS1A



mod. LS24



LS1A

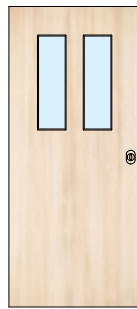
## Linea \_ Lisci \_ Svetrati 2



mod. LS25  
larghezza minima 810



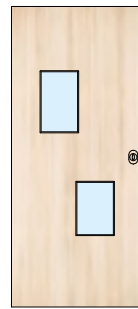
LS25A



mod. LS26



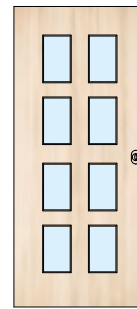
LS3A



mod. LS27 Sx



LS1A



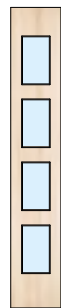
mod. LS28




LS7A




mod. LS29 Sx



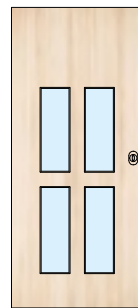
LS7A



mod. LS30  
larghezza minima 810



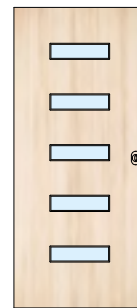
LS30A



mod. LS31



LS31A

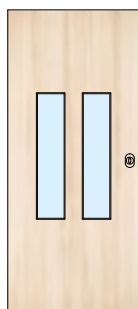


mod. LS32



LS1A

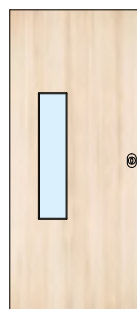
## Linea \_ Lisci \_ Svetrati 3



mod. LS33



LS1A



mod. LS34



LS34A

Linea \_ fasce \_ intelaiati \_ ambiente interno

100

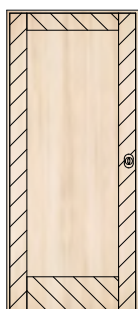


mod 4FC con cornici  
Frassino tinto Noce scuro


# Linea \_ fasce \_ intelaiati \_ ambiente interno



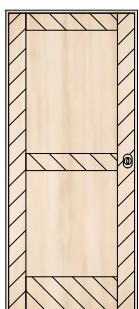
## Linea \_ Intelaiati \_ 1



mod. 1F




JF2



mod. 2F



JF2



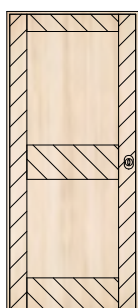

mod. 3F




JF2



mod. 4F



mod. 5F



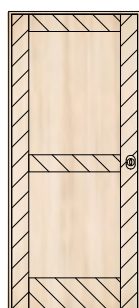
JF2



mod. 6F



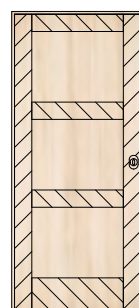
JF2



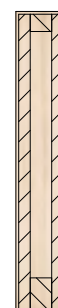
mod. 7F



JF2




mod. 8F



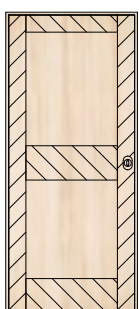
JF2

102

## Linea \_ Intelaiati \_ 2



mod. 9F



mod. 10F



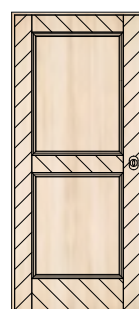
JF1



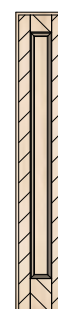
mod. 1FC



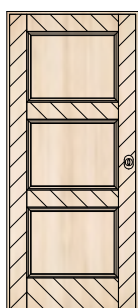
JFC2



mod. 2FC



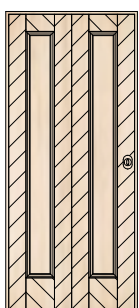
JFC2



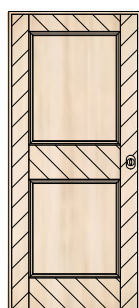
mod. 3FC



JFC2



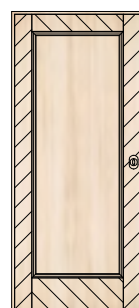
mod. 4FC



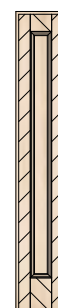
mod. 5FC



JFC2

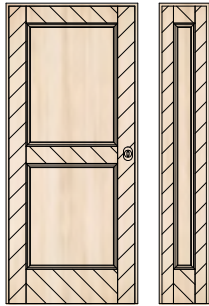


mod. 6FC



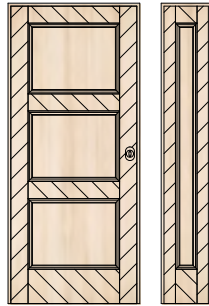
JFC1

# Linea \_ Intelaiati \_ 3



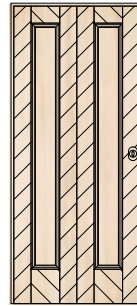
mod. 7FC

JFC1




mod. 8FC

JFC1



mod. 9FC



mod. 10FC

JFC1

# Linea \_ cornici \_ ambiente interno



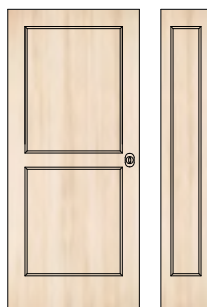


## Linea \_ cornici \_ 1



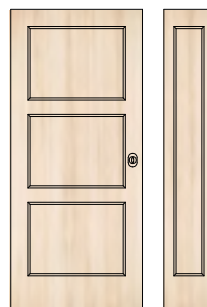
mod. 1C

JC



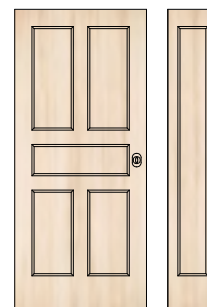
mod. 2C

JC



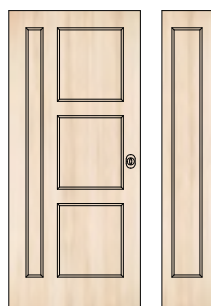
mod. 3C

JC



mod. 4C

JC



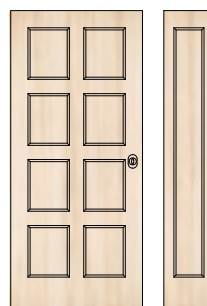
mod. 5C Sx

JC



mod. 6C

JC



mod. 7C

JC

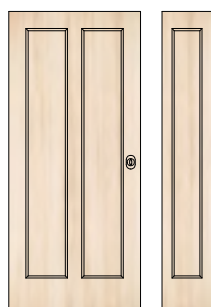


mod. 8C

JC

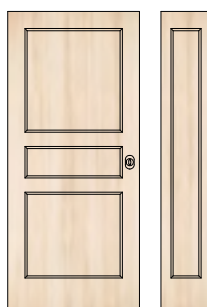
106

## Linea \_ cornici \_ 2



mod. 9C

JC



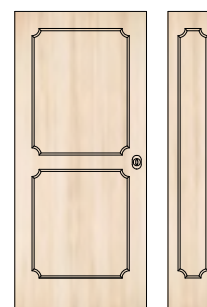
mod. 10C

JC



mod. 11C

JC1



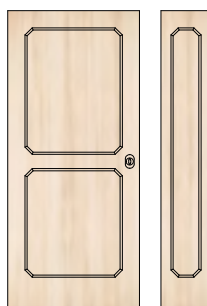
mod. 12C

JC1



mod. 13C

JC2



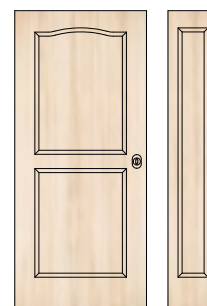
mod. 14C

JC2



mod. 15C

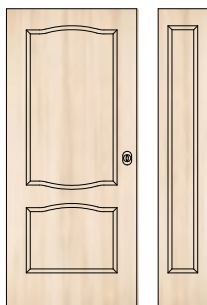
JC



mod. 16C

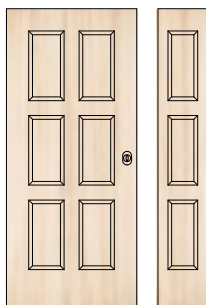
JC

## Linea \_ cornici \_ 3



mod. 17C

JC



mod. 18C

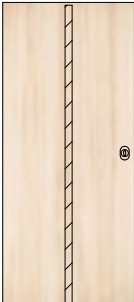
JC

# Linea \_ Doghe applicate

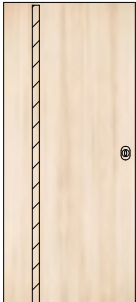
108



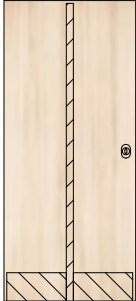
# Linea \_ Doga \_ Applicate 1



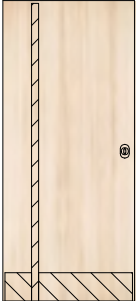
mod. 1D



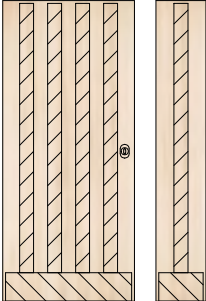
mod. 1D Sx



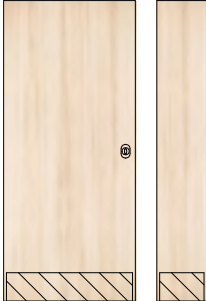
mod. 2D



mod. 2D Sx




mod. 3D

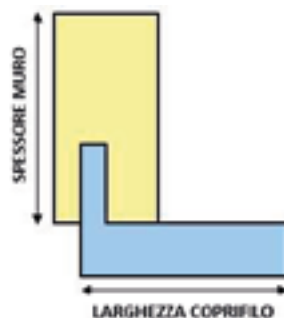


mod. 4D

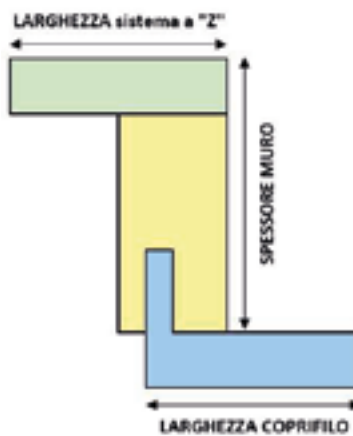
## KIT IMBOTTE SENZA ALETTA



## KIT IMBOTTE CON ALETTA



## KIT IMBOTTE SISTEMA A "Z"




# Accessori


Imbotto o Fascia



Imbotto



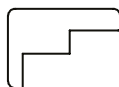
Coprifilo con aletta



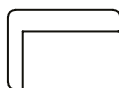
Coprifilo s/aletta




Fermapannello



Angolare



Copribattuta Centrale



# Cornici \_ Linea Classica



Linea Classica vers. Standard T135



Linea Classica vers. Classic Okoumè



Linea Classica vers. Standard T135 + C/100




Linea Classica vers. Classic




Linea Classica vers. Spigolo vivo



Linea Classica vers. Tirolese



Linea Classica vers. Standard T135



Linea Classica vers. Classic + C/100



Linea Classica - vers. Quadra  
(es Laccato)



Linea Classica - vers. Quadra  
(es Yellow Pine tinto Noce medio)



Linea Classica - vers. Quadra  
(es Yellow Pine tinto Douglas)



Linea Anticati vers. Classic \_ cornice grande



Linea Anticati vers. ST135 \_ cornice grande



Linea Anticati vers. Quadra \_ cornice grande



Linea Anticati vers. Classic \_ cornice piccola



Linea Anticati vers. ST135 \_ cornice piccola



Linea Anticati vers. Quadra \_ cornice piccola

# Linea Cornici



Linea Cornici - Cornice 73



Linea Cornici - Cornice Piatta



Linea Cornici - Cornice 100



Linea Cornici - Cornice Pant 75 Rettangolare



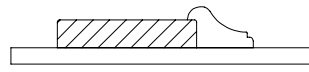
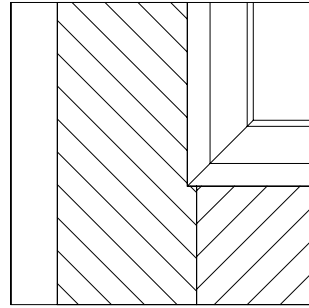
Linea Cornici - Cornice pant 75 Ottagonale



Linea Cornici - Cornice pant 75 Archetto



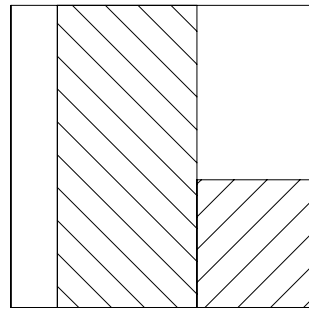
Linea Fascie Intelaiati con cornice 100



Finto Masso con Cornice 100



Linea Fascie Intelaiati



Fascia/Doga e Finto Masso

# Linea Doghe applicate




Linea Doghe Applicata - Doga M 40

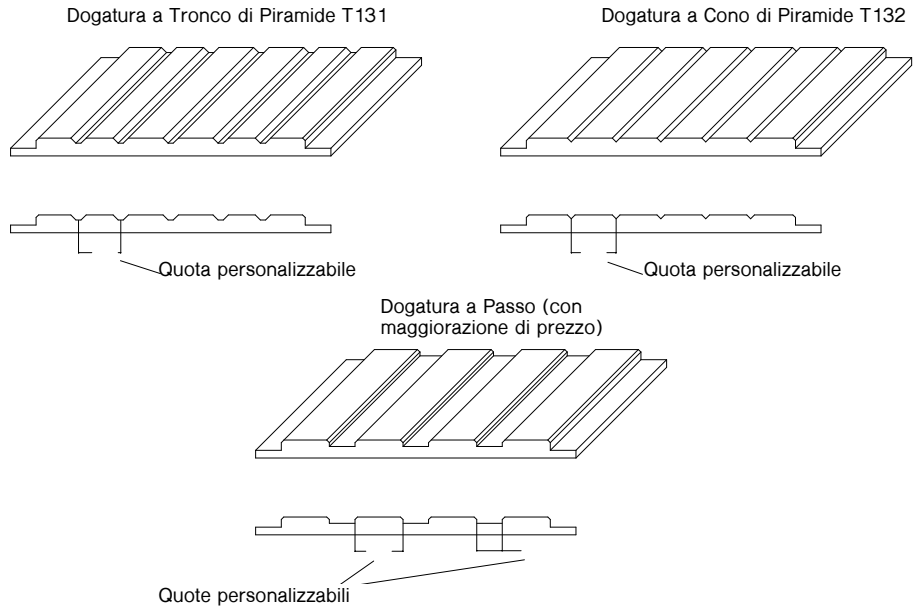


Linea Doghe Applicata - Doga M 30





Linea Dogati - vers. T131




Linea Strange - Versione Art



Linea Strange - Versione T131

# \*Laminato \_ lista colori




**A10** Avorio Opaco




**B1F** Frassino Poro Bianco



**B1M** Bianco Matrix



**B1o** Bianco Opaco



**B2o** Bianco Opaco

120

\*non adatto per ambiente esterno (intemperie)

# \*Laminato \_ lista colori



**C1** Ciliegio



**C2** Ciliegio



**C1C** Cross Ciliegio



**CAC** Cross Caffè



**CEC** Cross Cenere



**LA1** Larice Avana



**LG2** Larice Grigio



**LR3** Larice Rosa




**LS4** Larice Sabbia

121

\* non adatto per ambiente esterno (intemperie)

# \*Laminato \_ lista colori




**M2** Mogano Scuro




**M3** Mogano Chiaro



**M4** Mogano Scuro




**M4C** Cross Mogano



**N1** Noce Nazionale



**N48** Noce Matrix



**NAS** Noce Biondo



**OG1** Olmo Grigio



**OS2** Olmo Sabbia

\*non adatto per ambiente esterno (intemperie)


# \*Laminato \_ lista colori



**P55** Palissandro Grigio




**P84** Pino Sabbia




**P95** Palissandro Blu




**P96** Palissandro Bianco Avorio



**R1** Rovere Naturale




**R92** Rovere Antico



**Ro6** Rovere Sbiancato



**RT1** Rovere Texas




**T2** Noce Chiaro

123

\* non adatto per ambiente esterno (intemperie)


# \*Laminato \_ lista colori




**T4** Noce Medio




**T4C** Cross Noce



**T6** Noce Scuro



**TEC** Cross Terra



**WH3** Wenghe Poro Aperto

124

\*non adatto per ambiente esterno (intemperie)

# Verniciati \_ lista colori



**\*ES60** Mogano Naturale




**\*ES61** Mogano Medio



**\*ES62** Tanganica Naturale



**\*ES63** Tanganica Mielato



**\*ES64** Tanganica Medio




**\*ES65** Tanganica tinto Ciliegio

125

\*non adatto per ambiente esterno (intemperie)

# Verniciati \_ lista colori



**\*ES66** Ciliegio Naturale




**\*ES67** Ciliegio Tinto




**ES68** Rovere Naturale




**ES69** Rovere Mielato



**ES70** Rovere Tinto Castagno




**ES71** Noce Nazionale



**ES72** Tinto Noce Nazionale




**OC23** Tinto Ciliegio



**OC24** Tinto Mogano

\*non adatto per ambiente esterno (intemperie)


# Verniciati \_ lista colori




**OC25** Tinto Mogano Scuro




**OC26** Tinto Noce Chiaro



**OC27** Tinto Noce Medio




**OC28** Tinto Noce Scuro




**OC29** Tinto Wenge



**OC30** Tinto Rovere



**OC31** Tinto Verde Bosco



**OC32** Sbiancato



**OC33** Tinto Douglas


127

\* non adatto per ambiente esterno (intemperie)


# Verniciati \_ lista colori



**FA44** Tinto Rovere




**FA45** Tinto Noce Medio



**FA46** Tinto Noce Scuro




**FA47** Tinto Wengè




**FA48** Tinto Mogano Scuro




**FA59** Sbiancato



**FA49** Rosso 3003



**FA50** Rosso 3005



**FA51** Nocciola

\*non adatto per ambiente esterno (intemperie)

# Verniciati \_ lista colori




**FA52** Tortora




**FA53** Marrone 8017




**FA54** Grigio TW 710




**FA55** Nero Poro



**FA56** Verde 6005



**FA57** Bianco 9010



**FA58** Avorio 1013



**FA59** Sbiancato

129

\* non adatto per ambiente esterno (intemperie)

# Verniciati \_ lista colori




**OP33** Nocciola



**OP34** Marrone 8017




**OP35** Tortora




**OP36** Grigio TW 710




**OP37** Grigio Cielo



**OP38** Nero



**OP39** Rosso 3005



**OP40** Rosso 3003

\* non adatto per ambiente esterno (intemperie)

# Verniciati \_ lista colori



**OP41** Bianco 9010



**OP42** Avorio 1013




**LR82** Okoumè Poro Verde




**LA73** Marrone 8017




**LA74** Avorio 1013



**LA75** Verde 6005



**LA76** Bianco 9010




**LA77** Rosso 3005


131

\* non adatto per ambiente esterno (intemperie)


# Verniciati \_ lista colori



**LR78** Grigio



**LR79** Rosso



**LR80** Verde









**PEDRO**  
RIVESTIMENTI CON STILE

Via Giuseppe Cassano  
74015 z.i. Martina Franca (Ta)  
tel./fax 0804804001  
[info@pedroarredamenti.com](mailto:info@pedroarredamenti.com)  
[www.pedroarredamenti.com](http://www.pedroarredamenti.com)